



Institut Supérieur de l'Aéronautique et de l'Espace

S U P A E R O

Master of Science Aerospace Engineering

ONLINE APPLICATION
PROCEDURE

Summary

I – INFORMATION BEFORE THE APPLICATION

II – APPLICATION PROCESS DESCRIPTION

- 1 - Application Process
- 2 - Choice
- 3 - Personal
- 4 - Background
- 5 - Languages
- 6 - Funding
- 7 - Documents
- 8 - Payment
- 9 - Validation
- 10 - Scholarship application

III – INFORMATION AFTER THE APPLICATION



I – INFORMATION BEFORE THE APPLICATION

This document presents you an online application procedure for Master of Science programs. This procedure is similar for the other program (Advanced Master and Diplôme Ingénieur). We advise you to consult this guide to complete the procedure correctly.

Important information concerning the preparation before to start the procedure:

You have to check information on ISAE Masters website: <http://masters.isae.fr/en>

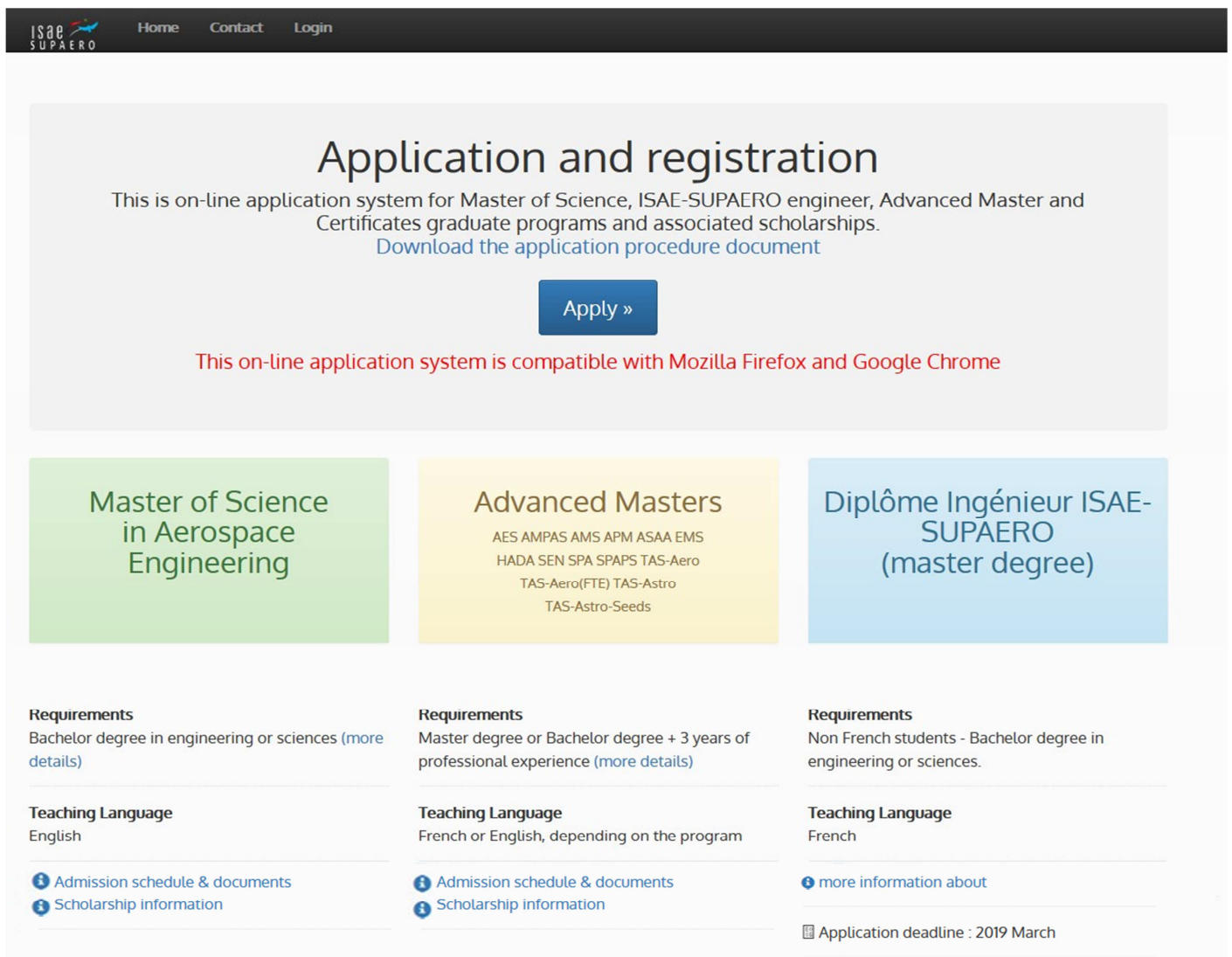
- Check the degree required to register (Admission → Academic Prerequisites)
- Check the admission sessions schedule and the admission results date on (Admission → Admission Schedule)
- Check the financial aid information (Financing → Financing Aid)
- Check the tuition fees (Financing → Tuition fees)
- Prepare documents to upload while applying (pdf format):
 - Copy of our identity card or passport
 - Curriculum Vitae
 - Copy of your official higher degree or provisional degree or certificate of current attendance at school
 - Copies of official transcripts from the last $\frac{3}{4}$ years of higher education (after high school)
 - Cover letter
 - Copy of language certificate less than 2 years old

WARNING: You have to make the application for the Master Program before applying for the scholarship program

NOW YOU CAN START THE REGISTRATION MAKING SURE TO FILL OUT THE FIELDS

II – APPLICATION PROCESS DESCRIPTION

1) Application Process



The screenshot shows the ISAE SUPAERO application and registration website. The header includes the ISAE SUPAERO logo and navigation links: Home, Contact, and Login. The main content area is titled "Application and registration" and describes the on-line application system for Master of Science, ISAE-SUPAERO engineer, Advanced Master and Certificates graduate programs and associated scholarships. A link to "Download the application procedure document" is provided. A blue button labeled "Apply »" is prominently displayed. Below this, a red text line states: "This on-line application system is compatible with Mozilla Firefox and Google Chrome".

The website is organized into three main columns, each representing a different program:

- Master of Science in Aerospace Engineering** (Green background):
 - Requirements:** Bachelor degree in engineering or sciences ([more details](#))
 - Teaching Language:** English
 - Links:** [Admission schedule & documents](#), [Scholarship information](#)
- Advanced Masters** (Yellow background):
 - Programs:** AES AMPAS AMS APM ASAA EMS, HADA SEN SPA SPAPS TAS-Aero, TAS-Aero(FTE) TAS-Astro, TAS-Astro-Seeds
 - Requirements:** Master degree or Bachelor degree + 3 years of professional experience ([more details](#))
 - Teaching Language:** French or English, depending on the program
 - Links:** [Admission schedule & documents](#), [Scholarship information](#)
- Diplôme Ingénieur ISAE-SUPAERO (master degree)** (Blue background):
 - Requirements:** Non French students - Bachelor degree in engineering or sciences.
 - Teaching Language:** French
 - Links:** [more information about](#)
 - Application deadline:** 2019 March

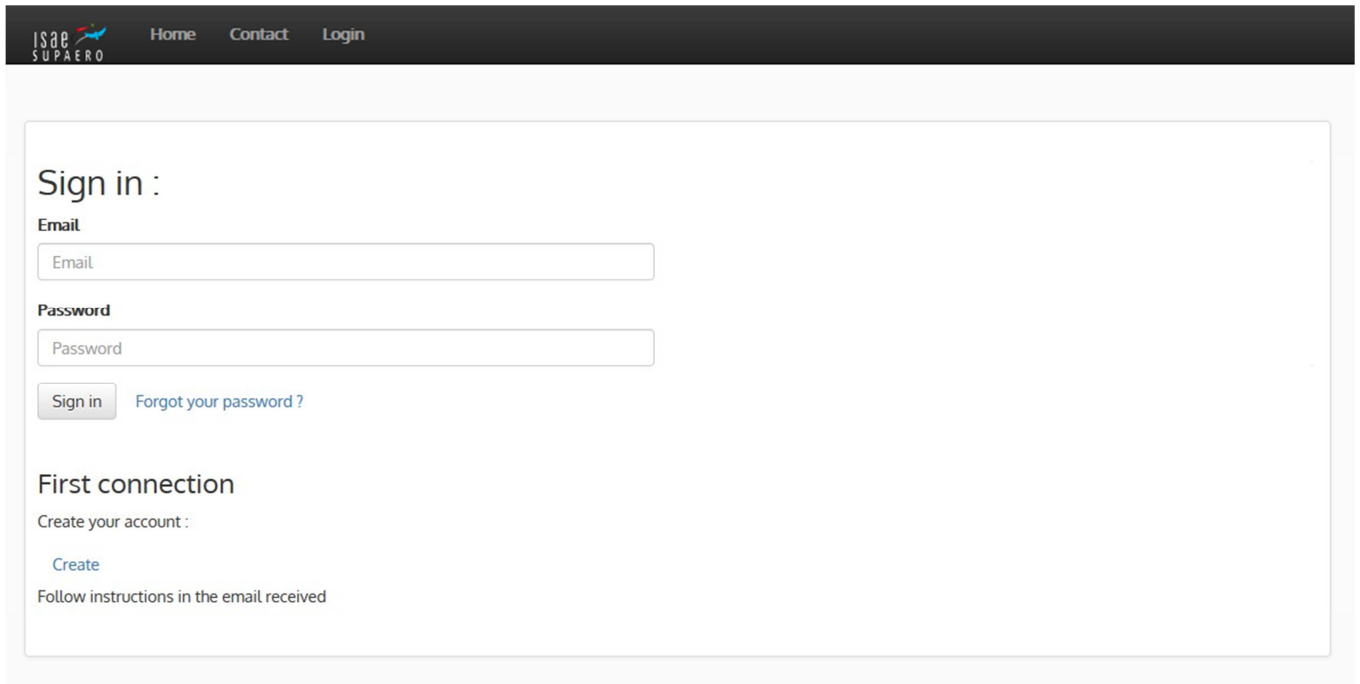
- Click on

Apply »

to create an account



a) Create your account.



ISAE SUPAERO Home Contact Login

Sign in :

Email

Password

Sign in [Forgot your password ?](#)

First connection

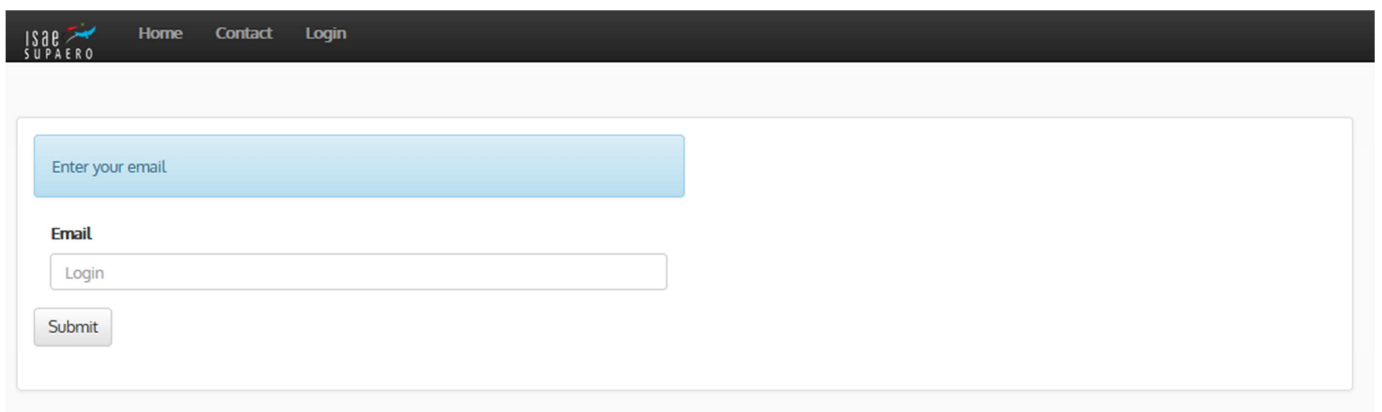
Create your account :

[Create](#)

Follow instructions in the email received

- Click on [Create](#) to create your account

b)



ISAE SUPAERO Home Contact Login

Enter your email

Email

Submit

- Enter your email address
- Click on [Submit](#)



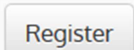
c)

The screenshot shows the ISAE SUPAERO website header with links for Home, Contact, and Login. Below the header, a green message box displays the text: "An Email has been sent to you. Please click on the link provided."

- An email has been sent to you
- To activate your account click on the link of the mail that you have received

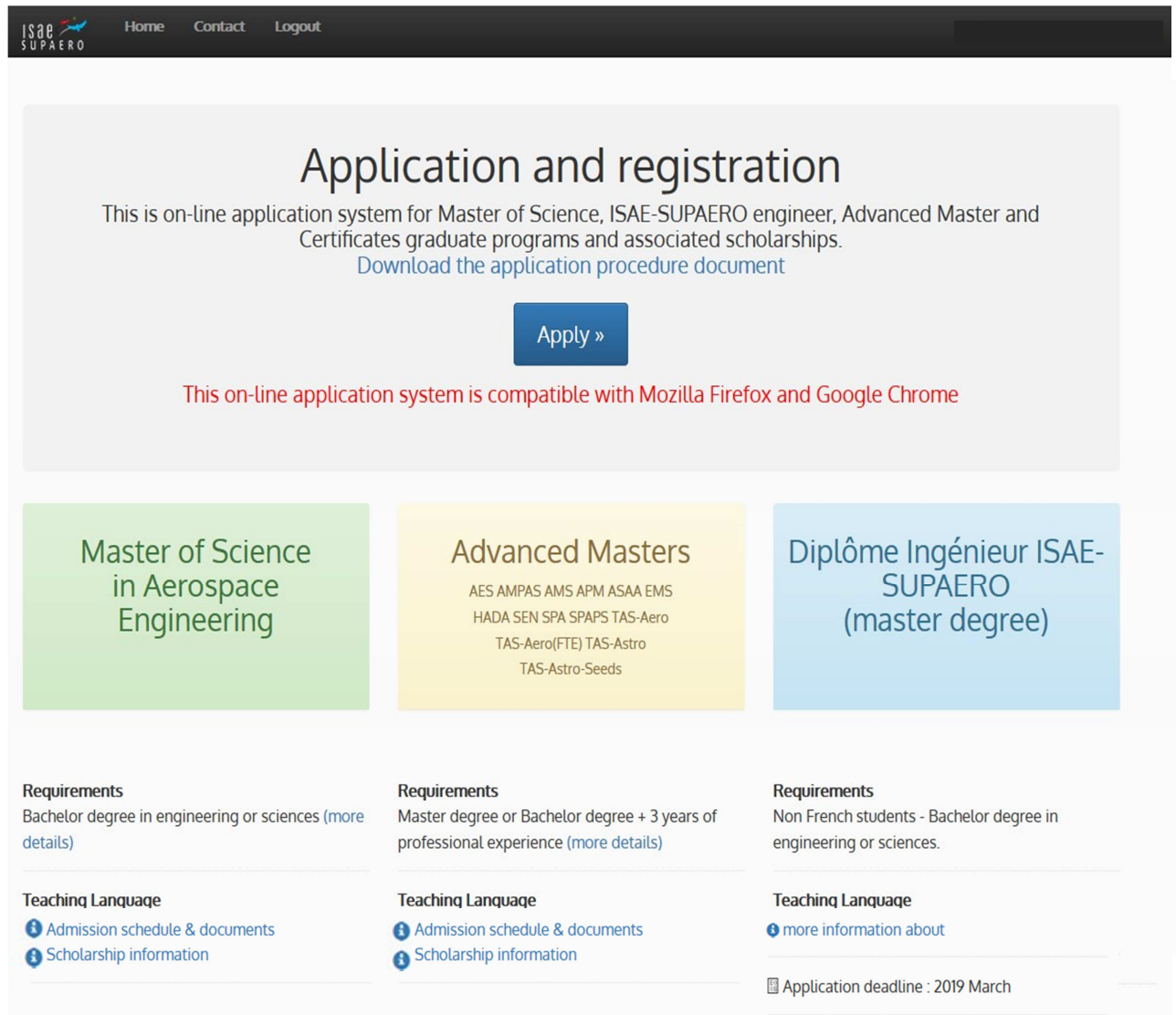
d) Create your password

The screenshot shows the ISAE SUPAERO website header with links for Home, Contact, and Login. Below the header, a form titled "Create a password" is displayed. It contains two input fields: "Password" and "Confirm your password", both with placeholder text "Password". A "Register" button is located at the bottom of the form.

- Create your password
- Confirm your password
- Click on 

Your account is now created.

e) BEGIN YOUR APPLICATION



ISAE SUPAERO Home Contact Logout

Application and registration

This is on-line application system for Master of Science, ISAE-SUPAERO engineer, Advanced Master and Certificates graduate programs and associated scholarships.
[Download the application procedure document](#)

[Apply »](#)

This on-line application system is compatible with Mozilla Firefox and Google Chrome

Master of Science in Aerospace Engineering

Requirements
Bachelor degree in engineering or sciences ([more details](#))

Teaching Language

- Admission schedule & documents
- Scholarship information

Advanced Masters

AES AMPAS AMS APM ASAA EMS
HADA SEN SPA SPAPS TAS-Aero
TAS-Aero(FTE) TAS-Astro
TAS-Astro-Seeds

Requirements
Master degree or Bachelor degree + 3 years of professional experience ([more details](#))

Teaching Language

- Admission schedule & documents
- Scholarship information

Diplôme Ingénieur ISAE-SUPAERO (master degree)

Requirements
Non French students - Bachelor degree in engineering or sciences.

Teaching Language

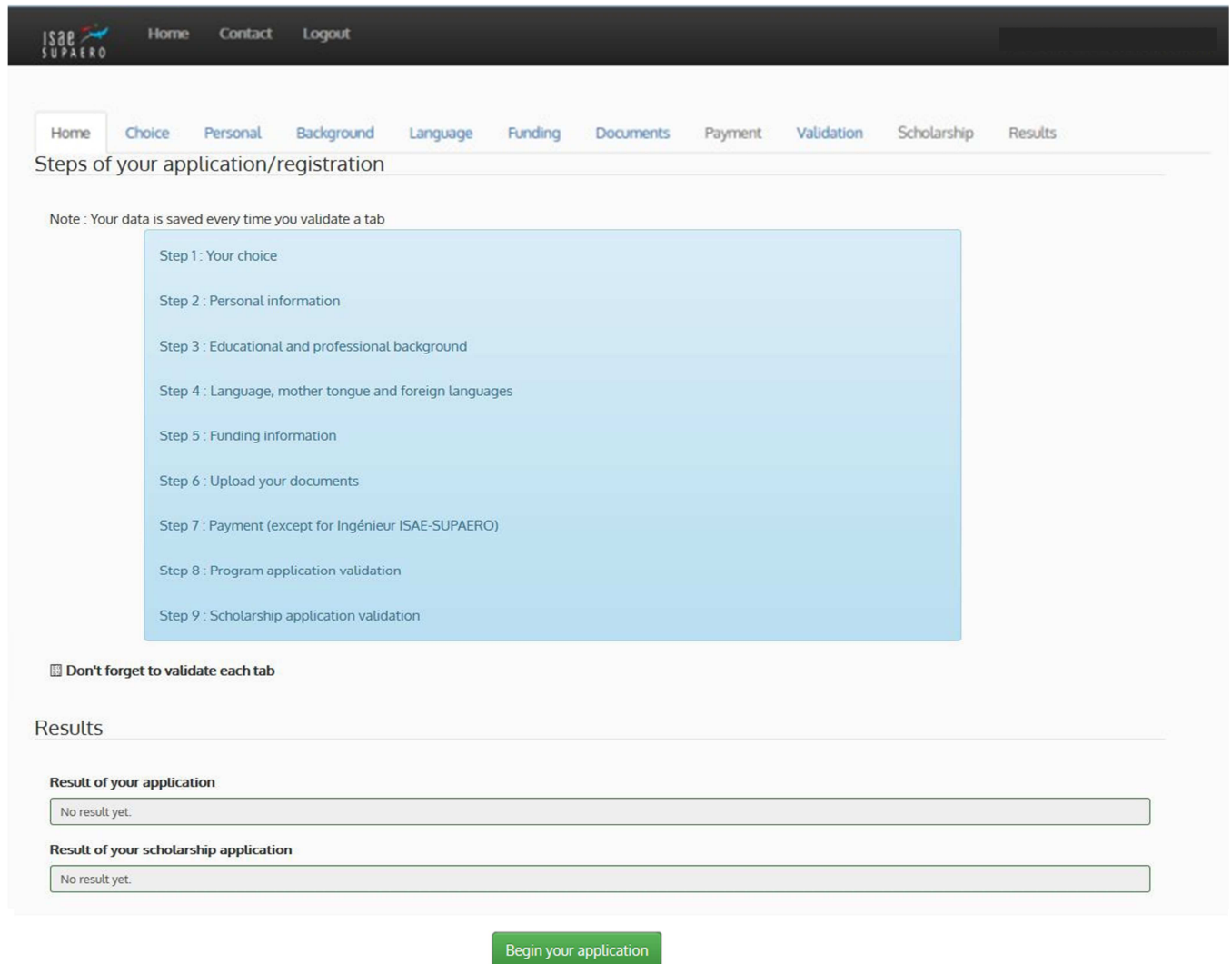
- more information about

Application deadline : 2019 March

- Click on

[Apply »](#)


f) STEPS OF YOUR APPLICATION



The screenshot shows the ISAE-SUPAERO application portal. At the top, there is a navigation bar with links: Home, Contact, and Logout. Below this, a secondary navigation bar lists the application steps: Home, Choice, Personal, Background, Language, Funding, Documents, Payment, Validation, Scholarship, and Results. The main content area is titled "Steps of your application/registration" and includes a note: "Note : Your data is saved every time you validate a tab". A list of steps is displayed in a light blue box:

- Step 1 : Your choice
- Step 2 : Personal information
- Step 3 : Educational and professional background
- Step 4 : Language, mother tongue and foreign languages
- Step 5 : Funding information
- Step 6 : Upload your documents
- Step 7 : Payment (except for Ingénieur ISAE-SUPAERO)
- Step 8 : Program application validation
- Step 9 : Scholarship application validation

Below the list, a reminder says: "Don't forget to validate each tab". The "Results" section shows two status boxes: "Result of your application" and "Result of your scholarship application", both displaying "No result yet.". At the bottom, a green button labeled "Begin your application" is visible.

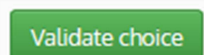
- Click on  to start your application for the Master Program.



2) CHOICE

The screenshot shows the 'Step 1: choose the program' page of the ISAE-SUPAERO application portal. The page has a dark header with the ISAE-SUPAERO logo and navigation links: Home, Contact, Logout. Below the header is a secondary navigation bar with links: Home, Choice (active), Personal, Background, Language, Funding, Documents, Payment, Validation, Scholarship, Results. The main content area is titled 'Step 1: choose the program' and contains the following elements:

- A message: 'You can apply for only one of the following type of programs :'
- Three radio button options: ☒ Master of Science AE, ☐ Ingénieur ISAE-SUPAERO, ☐ Advanced Masters
- A question: 'First time applying to a program of ISAE-SUPAERO ? : ☐ yes ☒ no'
- Two text input fields: 'When did you apply ?' and 'Which Program ?'
- A green button labeled 'Validate choice'.

- Choose your program between:
 - Master of Science Aerospace Engineering
 - Ingénieur ISAE-SUPAERO
 - Advanced Masters
- Select if it's your first time applying to a program if not, please fill the program and the year of application.
- Click on  to validate data and switch to the next step.

3) PERSONAL

ISAE SUPAERO Home Contact Logout

Home Choice **Personal** Background Language Funding Documents Payment Validation Scholarship Results

Step 2 : Fill your Personal Data

<p>Family name</p> <input type="text" value="SMITH"/> <p>Maiden name</p> <input type="text" value="Maiden name"/> <p>Gender <input checked="" type="radio"/> M <input type="radio"/> F</p> <p>City of birth</p> <input type="text" value="Melbourne"/> <p>Nationality</p> <input type="text" value="AUSTRALIAN"/>	<p>Given name</p> <input type="text" value="JOHN"/> <p>Middle names</p> <input type="text" value="Middle names"/> <p>Date of birth</p> <input type="text" value="20/05/1994"/> <p>Country of birth</p> <input type="text" value="AUSTRALIA"/> <p>Dual nationality</p> <input type="text" value="--"/>
--	--

Permanent address, where official documents could be sent

Address (Street, Flat Nr, ...)

Zip

City

Country

Phone number - Country code

Number

Mobile number - Country code

Number

Other

Are you military ? ☒ yes ☐ no

Are you civil servant ? ☒ yes ☐ no

[Validate personal data](#)

Personal Data:

- Complete your personal data in accordance with your passport or identity card

Permanent address where official documents could be sent:

- Complete your exact address or permanent address where ISAE SUPAERO can send official documents and where you will be sure to receive them.




Other:

- If you are military enter yes and complete *rank* and *force*
- If you are civil servant enter yes and enter from *which ministry* you belong to
- Click on [Validate personal data](#) to validate data and switch to next page.



4) BACKGROUND


[Home](#)
[Contact](#)
[Logout](#)

[Home](#)
[Choice](#)
[Personal](#)
[Background](#)
[Language](#)
[Funding](#)
[Documents](#)
[Payment](#)
[Validation](#)

Step 3: Educational and Professional Background

Detail of your academic background

From the most recent (at the top) to the oldest (at the bottom)

Academic year	Name of institution	Location	Main field of study	Degree achieved/in progress
2017-2018	ISAE	France	Aerospace	Bachelor (or french licence)
- Remove				
2016-2017	ISAE	France	Aerospace	Bachelor (or french licence)
- Remove				
+ Add				

GRE score (if available, not mandatory)

CGPA

Grading scale

When did you/are you going to graduate ?

Country of Graduation

Professional Experience

From the most recent (at the top) to the oldest (at the bottom)

From...	To...	Company/Organization	Location	Main domain of activities
			--	
- Remove				
+ Add				

What is your current situation ?

Employed

Who does recommend you ? (*)

Your referees will receive an email once you will validate your application stating that they have to upload their letter of recommendation. Be aware that letters have to be received before application deadline.

Name of the 1st person Address Country	Email University or company Function
Name of the 2nd person Address Country	Email University or company Function

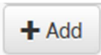
You can add additional referees:

+ Add

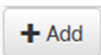
Validate background



Academic Background:

- Enter your Higher Education Background data (after high school) from the most recent to the oldest
- Name the University or the School and the Country of your studies
- In *Main Field of Study* column enter your degree domain (Electrical, Mechanics, Aerospace, Other and specify)
- In *Degree Achieved or In Progress* enter your degree title (Bachelor, Master, PHD, Diplome d'Ingénieur, Other...)
- Click on  to add an Academic Year.
- Enter your GRE score if available (not mandatory).

Professional experience, Internships included:

- Enter your professional experience from the most recent (at the top) to the oldest (at the bottom)
- Click on  to add another experience
- You can enter your internships
- In *Current Situation* , select your position among *Student, Intern, Employed* (only stable employment and not part time job), *Unemployed* or *Other situation*.




Who does Recommend you?

- Enter the complete Name, mail address and the professional address of the persons who are recommending you.

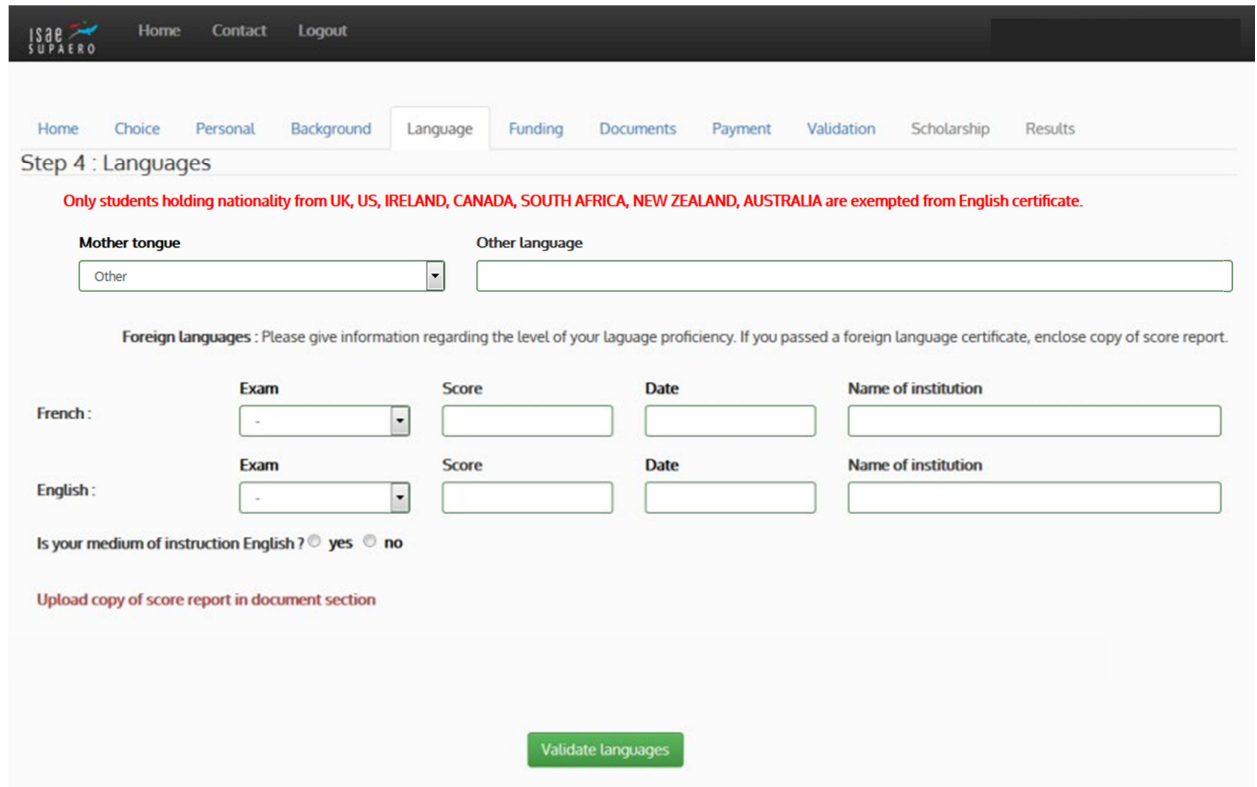
REFEREES WILL RECEIVE AN EMAIL ONCE YOU WILL VALIDATE YOUR APPLICATION STATING THAT THEY HAVE TO SEND LETTER OF RECOMMENDATION (THEY WILL RECEIVE INSTRUCTIONS DO IT).

BE AWARE THAT LETTERS HAVE TO BE RECEIVED BEFORE APPLICATION DEADLINE.


- Click on  to validate data and switch to next page




5) LANGUAGES



The screenshot shows the 'Step 4 : Languages' section of the ISAE SUPAERO application portal. At the top, there is a navigation bar with links: Home, Contact, Logout, and a search bar. Below this is a sub-navigation bar with links: Home, Choice, Personal, Background, Language (active), Funding, Documents, Payment, Validation, Scholarship, and Results. The main content area is titled 'Step 4 : Languages' and includes a red warning message: 'Only students holding nationality from UK, US, IRELAND, CANADA, SOUTH AFRICA, NEW ZEALAND, AUSTRALIA are exempted from English certificate.' Below this, there are two input fields: 'Mother tongue' (with a dropdown menu showing 'Other') and 'Other language' (with a text input field). A section titled 'Foreign languages : Please give information regarding the level of your language proficiency. If you passed a foreign language certificate, enclose copy of score report.' contains two rows of input fields for 'French' and 'English'. Each row has columns for 'Exam' (dropdown), 'Score' (text input), 'Date' (text input), and 'Name of institution' (text input). Below these fields is a question: 'Is your medium of instruction English?' with radio buttons for 'yes' and 'no'. At the bottom, there is a red text prompt: 'Upload copy of score report in document section' and a green button labeled 'Validate languages'.

- Enter your Mother Tongue or other Language
- In *Foreign Languages* section, please fill the Name of the Test in English or in French that you have passed. *Name of Institution* column, enter the name of institution where you passed your language test, the date and your score.
- Select Yes or No if English is your medium of instruction.
- Click on  to validate data and switch to next page

ONLY STUDENTS HOLDING NATIONALITY FROM UK, US, IRELAND, CANADA, SOUTH AFRICA, NEW ZEALAND, AUSTRALIA ARE EXEMPTED FROM ENGLISH CERTIFICATE.


[Home](#)
[Contact](#)
[Logout](#)

[Home](#)
[Choice](#)
[Personal](#)
[Background](#)
[Language](#)
[Funding](#)
[Documents](#)
[Payment](#)
[Validation](#)

Step 5 : Funding part

For foreign students, if you hold a scholarship certificate, please upload a copy in document section.

Tuition fees

Funding resources :

family/personal/bank loan

Contact name

Contact email

Subsistence (€700 minimum/month)

Funding resources :

family/personal/bank loan

Contact name

Contact email

Type of program	Master of Science AE (2 years)
European Union applicants in the continuation of their studies, without professional experience	9 900 €
Non European Union applicants or European Union applicants with professional experience	23 000 €

Funding of your studies and stay:


- In the first line, enter your funding sources for the tuition fees:

They may be personal, your family, Bank loan, Company or financial aids. Please name the contact and the mail of the person or the institution.

- In the second line, enter your funding sources for living in Subsistence (knowing that we estimate a minimum of €700/month):

They may be personal, your family, Bank loan, Company or financial aids. Please name the contact and the mail of the person or the institution.

- Click on  to validate funding data and switch to next page


[Home](#)
[Contact](#)
[Logout](#)

[Home](#)
[Choice](#)
[Personal](#)
[Background](#)
[Language](#)
[Funding](#)
[Documents](#)
[Payment](#)
[Validation](#)
[Scholarship](#)
[Results](#)

Step 6 : Upload your documents

For foreign students, if you hold a scholarship certificate, please upload a copy of the document (type of document : other).

Please note: Each application must contain all the required documents to be considered.

Please upload the following documents (PDF file) :

- Copy of your identity card or passport
- Curriculum vitae
- Copy of your official higher degree or provisional degree or certificate of current attendance at school
- Copies of official transcript from 3/4 years of higher education
- **Cover letter:** Personal statement developing your personal motivations, the reasons why you have opted to study in France for this master's program and how you consider this program in your future career
- **Copy of language certificate less than 2 years old** (for programs in English: TOEFL IBT, IELTS, TOEIC, CAE/FCE and for programs in French: DELF, DALF)*

(*) Only students holding nationality from UK, US, IRELAND, CANADA, SOUTH AFRICA, NEW ZEALAND, AUSTRALIA are exempted from English certificate.

Remind: Two Letters of recommendation must be sent by your recommenders directly to : lor-masters@isae-supero.fr

Type of document	Document
Curriculum vitae	CV.pdf (04/10/2018 11:20) Remove
Copy of your identity card or passport	Parcourir... Aucun fichier sélectionné.

[+ Add](#)


[Validate Documents](#)

- Find your documents and click on [Parcourir...](#)
- Select item according to the document you want to upload
- Click on [+ Add](#) to select new document to upload
- Once you have uploaded all documents click on [Validate Documents](#) to switch to payment section.

Warning!!

- Documents you must upload:
 - Curriculum Vitae
 - Cover letter
 - Copies of your degrees
 - Copies of transcripts
 - Language Certificate
 - Copy of your identity card or passport
 - All documents have to be a scan of official documents (signed and stamped by university for transcripts, signed by yourself for cover letter) and translated in English.
 - You have to upload your 3-4 years Bachelor degree marks or your 2 years of Master degree marks.
 - You have to upload the last higher degrees only (Bachelor and/or Master degree). It could be a copy of your official degree or a provisional degree or a certificate of current attendance at school
 - Once ISAE SUPAERO admission department will receive your 2 letters of recommendation, you will receive an email stating that your application is completed for the next admission session (in going session).
-



 [Home](#) [Contact](#) [Logout](#)

[Home](#) [Choice](#) [Personal](#) [Background](#) [Language](#) [Funding](#) [Documents](#) [Payment](#) [Validation](#)

Step 7 : Online Payment

Payment of application fees - 90 € (non-refundable) :


- Pay online : [Click here](#)
- Payment by cheque or bank transfer, use the payment form hereafter : [Application fees payment form](#)

- Proof of application fees payment (pdf file)

[ProcessusRecrutement.pdf](#) (30/09/2019 09:25) [Remove](#)

[Validate Payment](#)

- to pay online click on [Click here](#)
 - to pay by Cheque or Bank Transfer click on [Application fees payment form](#) to download the application payment form
 - Upload your proof of payment by clicking on [Parcourir...](#) and select the pdf file (the file you have received after online payment or the receipt of your bank transfer operation)
 - Click on [Validate Payment](#) to switch on the other page
-


[Home](#)
[Contact](#)
[Logout](#)

[Home](#)
[Choice](#)
[Personal](#)
[Background](#)
[Language](#)
[Funding](#)
[Documents](#)
[Payment](#)
[Validation](#)

Last step - Validation

☒ I accept the Genreal Terms and Conditions of Application and Pre-enrolment at ISAE-SUPAERO :

[Terms of application and pre-registration](#)

☒ I testify on my honour to the accuracy of the information contained in this application file.

Are you applying for other postgraduate courses ? ☐ yes ☒ no

How did you find out about ISAE?

My Professor

Thank you to validate your application form after uploading all the required documents

Please check your PDF file before validation :

Show PDF file

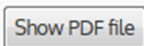

Save and finish later

Validate your application

- Select

☒ I accept the Genreal Terms and Conditions of Application and Pre-enrolment at ISAE-SUPAERO :

YOU MUST READ TERMS & CONDITIONS BEFORE CHECKING THE BOX

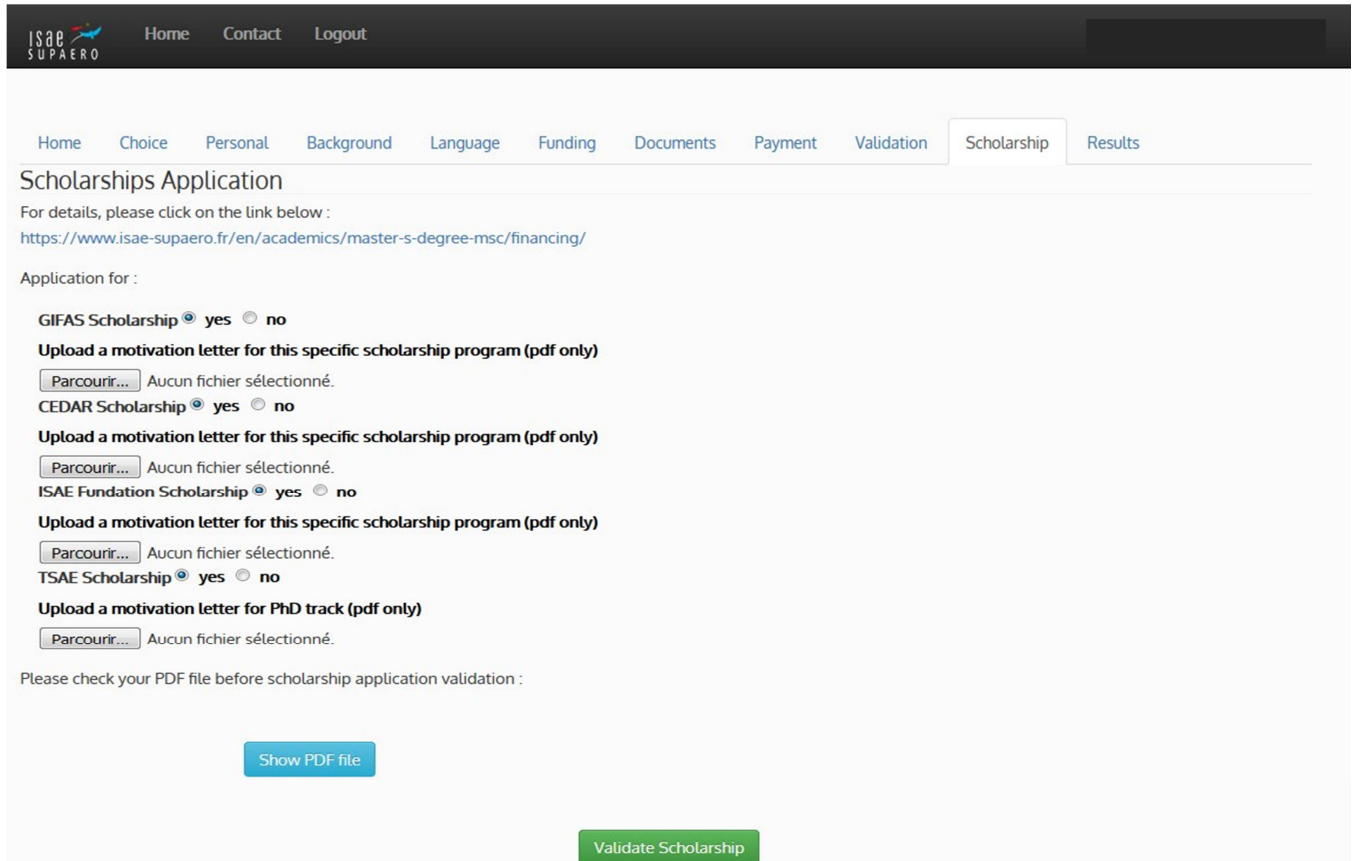
- Enter the other universities you are applying for
- Select item to explain how you find out about ISAE-SUPAERO
- Click on  to check all your information
- Click on  to validate your application file

YOU CAN NOT GO BACK AND CHANGE YOUR INFORMATION ONCE YOU HAVE VALIDATE YOUR APPLICATION FORM



WARNING:


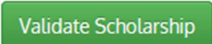
Incomplete application files and files without application fees payment won't be considered



The screenshot shows the 'Scholarships Application' page on the ISAE SUPAERO website. The page has a dark header with the logo and navigation links (Home, Contact, Logout). Below the header is a light blue navigation bar with tabs: Home, Choice, Personal, Background, Language, Funding, Documents, Payment, Validation, Scholarship (selected), and Results. The main content area is titled 'Scholarships Application' and includes a link to details: <https://www.isae-supaero.fr/en/academics/master-s-degree-msc/financing/>. The application form is for 'Application for :'. It lists four scholarships: GIFAS Scholarship, CEDAR Scholarship, ISAE Foundation Scholarship, and TSAE Scholarship. Each scholarship has a 'yes' or 'no' radio button and a 'Parcourir...' button for uploading a motivation letter. The GIFAS, CEDAR, and ISAE Foundation scholarships are currently set to 'yes'. The TSAE Scholarship is set to 'no'. Below the scholarships, there is a 'Show PDF file' button and a 'Validate Scholarship' button.

- Tick “yes” for the scholarship which you are applying for. You must attach a cover letter for each scholarship which you are applying.

Depending on your nationality you will be able to choose among several scholarships.

- Click on  to check all your information
- Click on  to validate your scholarship application

You have now completed your application for the program and for the scholarship. Your application will be complete once your 2 letters of recommendation will be received and uploaded by the Admission Office.

III – INFORMATION AFTER THE APPLICATION

- Masters admission results will appear on the *Result* page of your application account:
 - If you are admitted, you will receive an admission letter by email and post mail
 - If you are not admitted, you will receive a refusal letter by email and post mail. You cannot apply again on the same year
- After receiving your admission letter you will have to confirm your admission before deadline:
 - Connect your application account and fill in the new pages
 - Confirm your admission by paying the €1,000 deposit and validate

Warning: deadline!!

- If you pay the €1,000 deposit before the deadline and validate your registration file, you are fully registered at ISAE-SUPAERO.
- If you don't pay the €1,000 deposit before the deadline, your admission is automatically canceled and your seat will be available for the other applicants on the next admission session!!

Finally:

- You will receive registration letter and accommodation information by email and post mail.
- Book your room as soon as possible (inside or outside Campus).